


AC3 Dragon Tiles






3-D DRAGON TILES

2-D FEATURE TILE SHEET 2



©1984 TSR, Inc. All Rights Reserved.

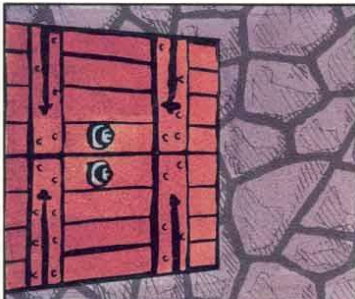




3-D Figure Sheet 3

Cut along heavy solid lines.
Fold along light solid lines.

DOUBLE DOOR
INSERT



SINGLE DOOR
INSERT 1



SINGLE DOOR
INSERT 2



SINGLE DOOR
INSERT 3



©1984 TSR, Inc. All Rights Reserved.

CORNER
PIECE 6

Apply glue to
this panel.

Apply glue to
this panel.

CORNER
PIECE 1

CORNER
PIECE 5

Apply glue to
this panel.

Apply glue to
this panel.

CORNER
PIECE 2

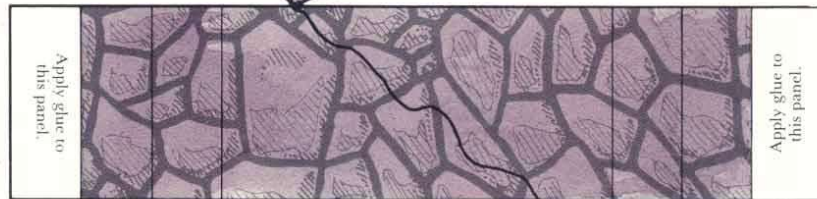
CORNER
PIECE 4

Apply glue to
this panel.

Apply glue to
this panel.

CORNER
PIECE 3

WALL FENCE SECTION 2

























































WALL FENCE SECTION 1

3-D Figure Sheet 1

Cut along heavy solid lines. Fold along light solid lines.

©1984 TSR, Inc. All Rights Reserved.

Apply glue to this panel. Wererat	Apply glue to this panel. Wererat	Apply glue to this panel. Ghoul	Apply glue to this panel. Ghoul	Apply glue to this panel. Ghoul	Apply glue to this panel. Ghoul
					
					
					
Apply glue to this panel. Princess Arelina	Apply glue to this panel. Male Magic-user	Apply glue to this panel. Male Fighter	Apply glue to this panel. Male Fighter	Apply glue to this panel. Ambil	Apply glue to this panel. Teman
					
					
					
Apply glue to this panel. Saudara	Apply glue to this panel. Kuat	Apply glue to this panel. Penchuri	Apply glue to this panel. Triak	Apply glue to this panel. Awas	Apply glue to this panel. Berkelai
					
					
					



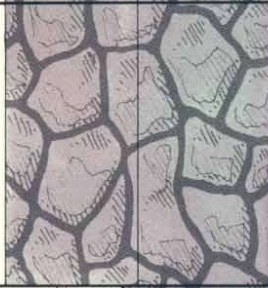

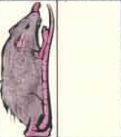






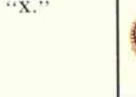



MONSTER FIGURES

CHARACTER FIGURES

CHARACTER FIGURES

DOUBLE DOOR STANDS - RIGHT AND LEFT


DOUBLE DOOR FRAMES A & B



















<p>Apply glue to this panel.</p>		<p>Glue this panel to the Double Door Frame.</p>	
<p>Apply glue to this panel.</p>		<p>Glue this panel to the Double Door Frame.</p>	
<p>Apply glue to this panel.</p>			
<p>Apply glue to this panel.</p>			
<p>Cut along heavy solid lines.</p>			
<p>Fold along light solid lines.</p>			
<p>Cut out sections marked with an "X."</p>			
			
<p>Apply glue to this panel.</p>			
<p>Rust Monster</p>			
<p>3-D Figure Sheet 4</p>			
<p>©1984 TSR, Inc. All Rights Reserved.</p>			
<p>PILLAR FIGURES</p>	<p>Apply glue to this panel. PILLAR FIGURE 1</p>	<p>Apply glue to this panel. PILLAR FIGURE 2</p>	<p>Apply glue to this panel. PILLAR FIGURE 3</p>
<p>Apply glue to this panel.</p>	<p>Apply glue to this panel. PILLAR FIGURE 4</p>	<p>Apply glue to this panel. PILLAR FIGURE 5</p>	<p>Apply glue to this panel. PILLAR FIGURE 6</p>

SINGLE DOOR FRAMES 1B, 2B, & 3B SINGLE DOOR FRAMES 1A, 2A, & 3A

Cut out sections marked with an "X."

©1984 TSR, Inc. All Rights Reserved.

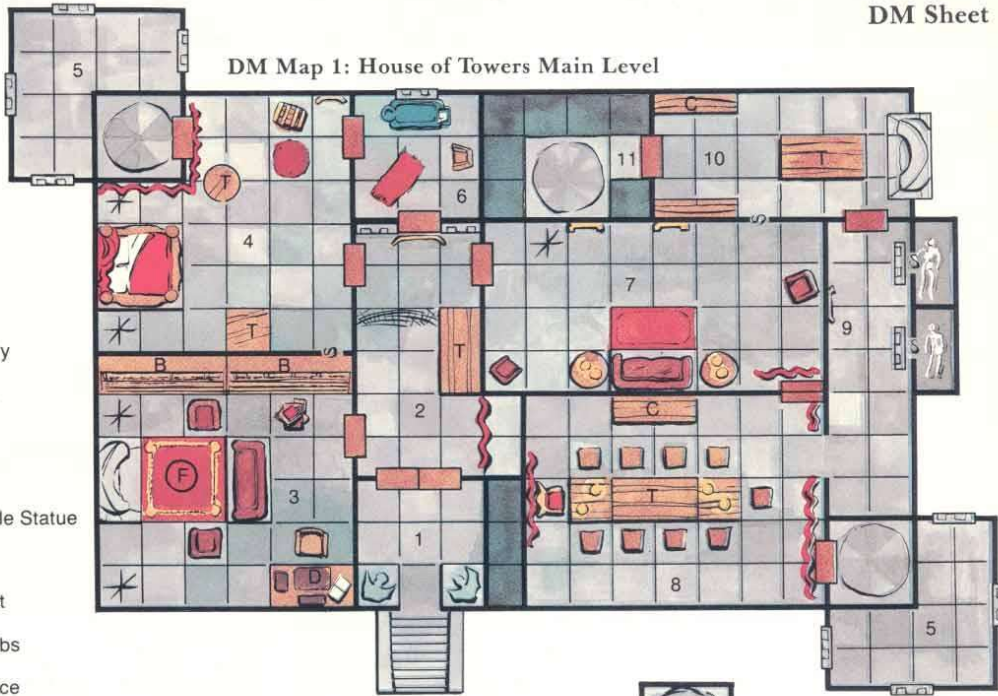


	<p>SINGLE DOOR FRAME 1 - LEFT STAND Glue this panel to Single Door Frame 1.</p>	<p>SINGLE DOOR FRAME 2 - LEFT STAND Glue this panel to Single Door Frame 2.</p>	<p>SINGLE DOOR FRAME 3 - LEFT STAND Glue this panel to Single Door Frame 3.</p>
			
			
<p>Apply glue to this panel. Skeleton</p>	Apply glue to this panel.	Apply glue to this panel.	Apply glue to this panel.
	<p>SINGLE DOOR FRAME 1 - RIGHT STAND Glue this panel to Single Door Frame 1.</p>	<p>SINGLE DOOR FRAME 2 - RIGHT STAND Glue this panel to Single Door Frame 2.</p>	<p>SINGLE DOOR FRAME 3 - RIGHT STAND Glue this panel to Single Door Frame 3.</p>
			
			
<p>Apply glue to this panel. Skeleton</p>	Apply glue to this panel.	Apply glue to this panel.	Apply glue to this panel.

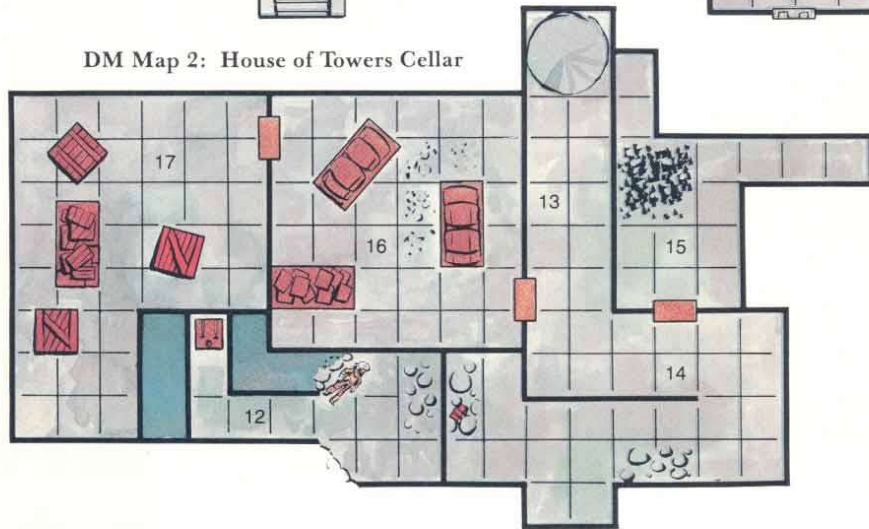
3-D Figure Sheet 5

Cut along heavy solid lines. Fold along light solid lines.

DM Map 1: House of Towers Main Level



DM Map 2: House of Towers Cellar




KEY

-  Stairs
-  Body
-  Rug
-  Tapestry
-  Chairs
-  Bed
-  Chest
-  Gargoyle Statue
-  Table
-  Cabinet
-  Cobwebs
-  Fireplace
-  Bookshelf
-  Extinguished Candelabra
-  Desk
-  Secret Door
-  Curtain
-  Spiral Staircase
-  Bricked-up Window
-  Hanging Mirror
-  Locked Door
-  Candles
-  Door
-  Double Doors
-  Hanging Picture
-  Flock of Bats

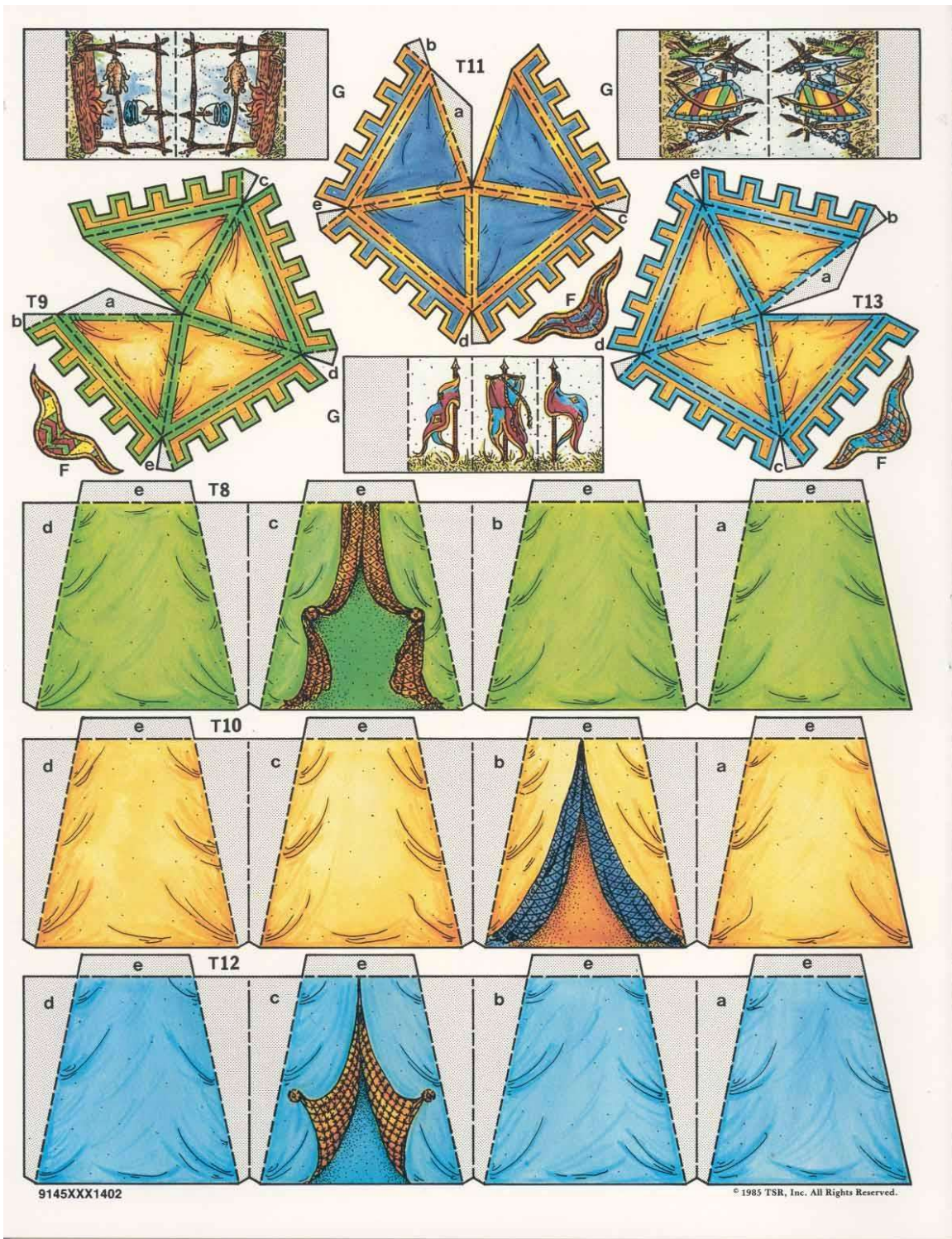
- | | | |
|---------------------------------------------------------------------------------------------------------|----------------------------------------------------------------------------------------------------------|----------------------------------------------------------------------------------------------------|
|  Stack of Casks |  Broken Glass |  Rocky Rubble |
|  Stack of Boxes |  Trapdoor in Floor |  Solid Stone |
|  Box |  Skeleton | |
|  Trapdoor in Ceiling |  Chest Beneath Rubble | |

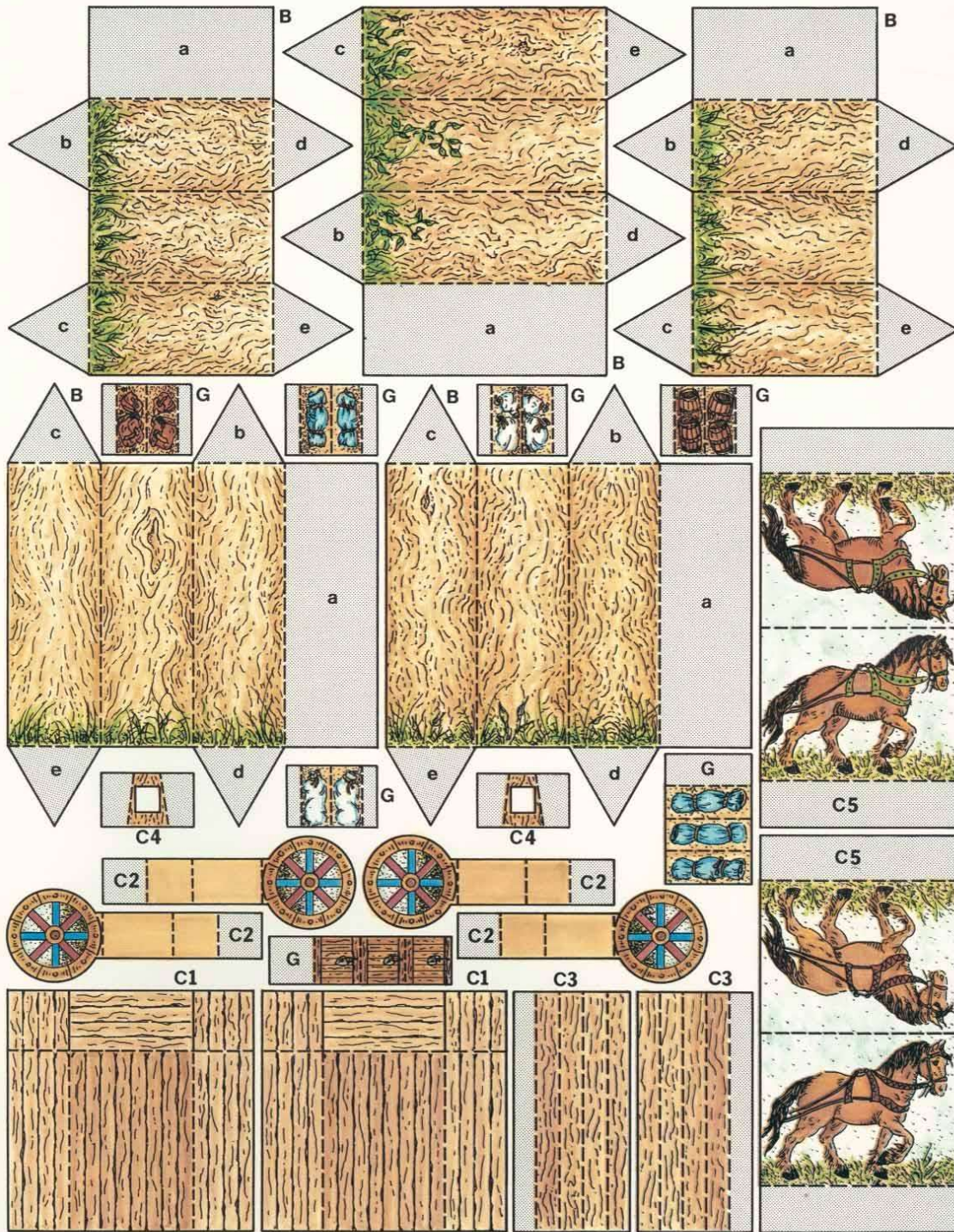
Scale: 1 square=5 feet

©1984 TSR, Inc. All Rights Reserved.




AC8 Revenge of Rusk



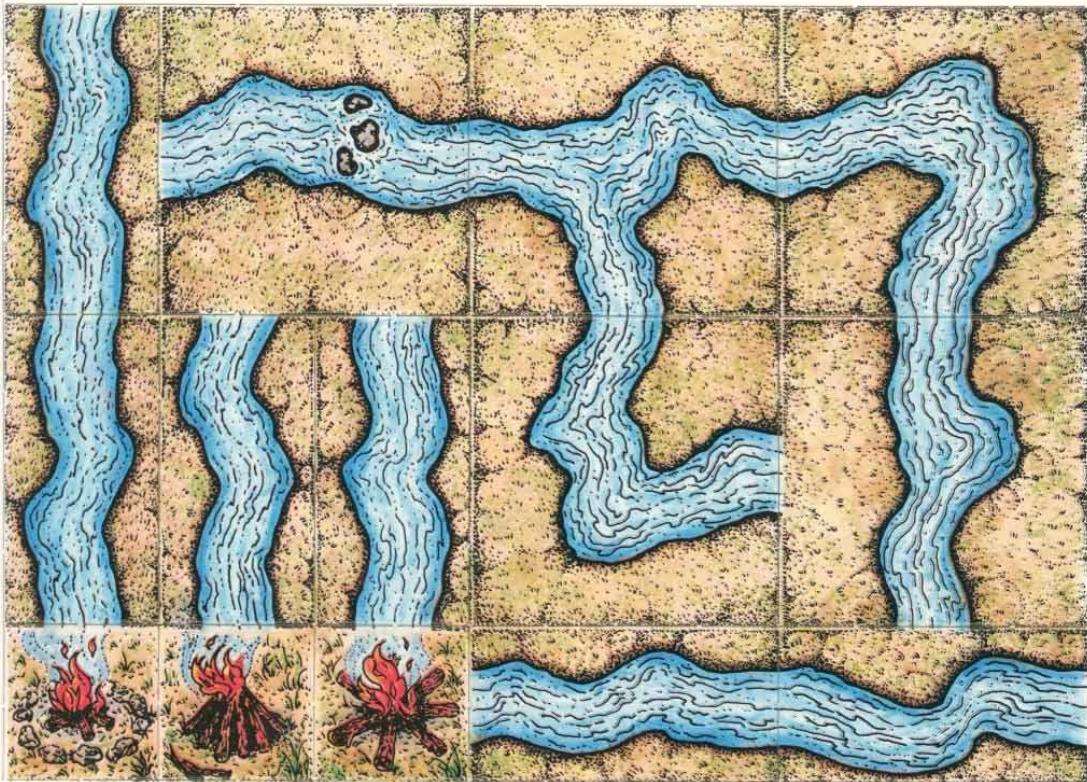



© 1985 TSR, Inc. All Rights Reserved.



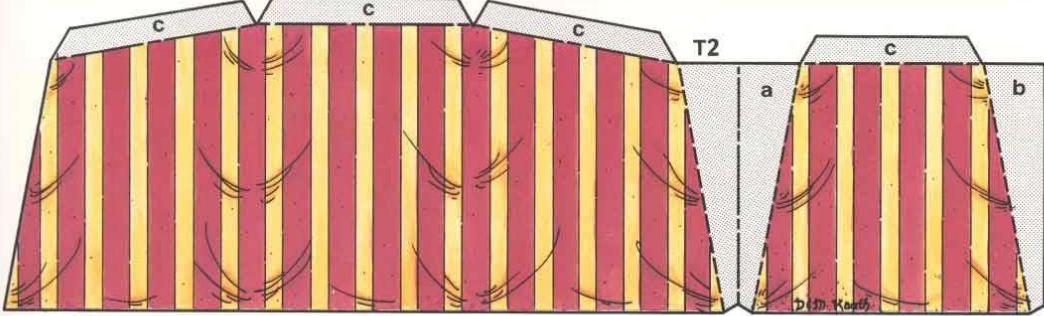
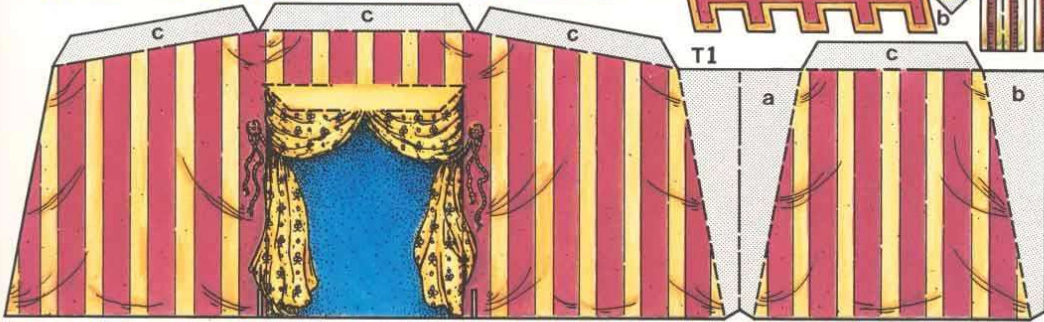
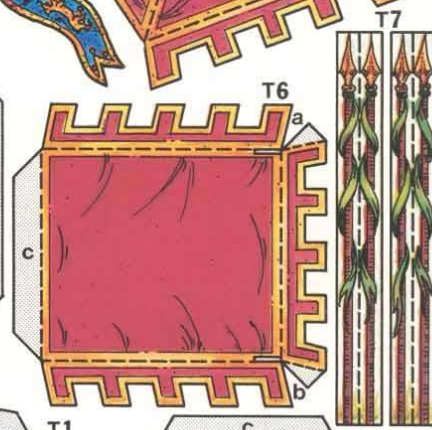
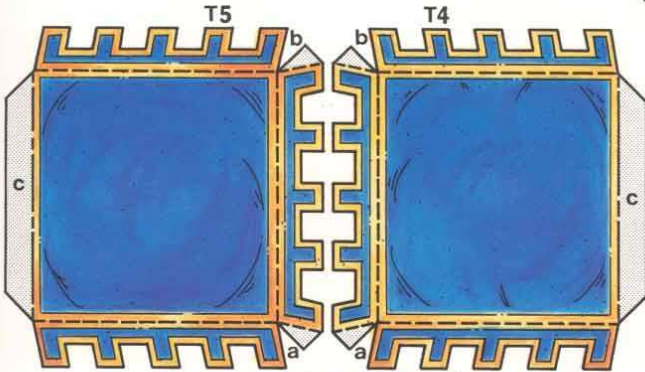
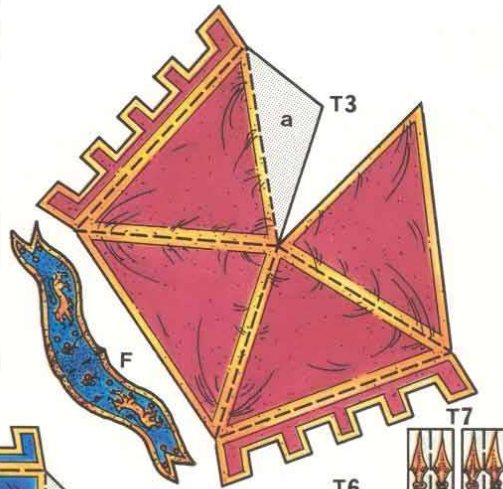
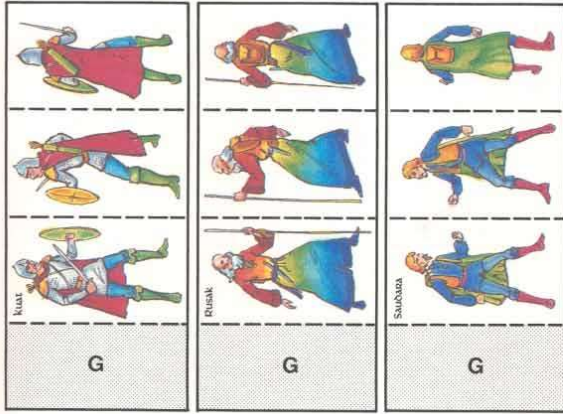
© 1983 TSR, Inc. All Rights Reserved.

D. M. Kautz



9145XXX1201

© 1985 TSR, Inc. All Rights Reserved.



© 1985 TSR, Inc. All Rights Reserved.

PRE-ROLLED PLAYER CHARACTERS

DM Sheet

Berkelai
9th Level Lawful Fighter

Strength	15	Dexterity	12
Intelligence	6	Constitution	15
Wisdom	9	Charisma	15
Hit Points	50	Armor Class	-1

Equipment: sword +1, platemail +2, ring of water walking, potion of speed, potion of fire resistance, shield, crossbow, dagger, horse and saddle

Kuat
10th Level Lawful Fighter

Strength	13	Dexterity	14
Intelligence	15	Constitution	15
Wisdom	12	Charisma	13
Hit Points	52	Armor Class	-2

Equipment: 4 arrows +1, elven cloak, sword +3 (find traps, detect metal, telekinesis), plate mail, shield +1, potion of gaseous form

Temam
8th Level Lawful Cleric

Strength	10	Dexterity	17
Intelligence	12	Constitution	16
Wisdom	14	Charisma	13
Hit Points	44	Armor Class	0

Equipment: war hammer +4, chain mail +2, 3 potions of healing, scroll of protection from undead, potion of giant control, horse and saddle

Awat
8th Level Lawful Magic-User

Strength	8	Dexterity	12
Intelligence	15	Constitution	11
Wisdom	14	Charisma	13
Hit Points	22	Armor Class	7

Equipment: wand of fear, scarab of protection, scroll with hold portal, fly, and ice storm, dagger +1, horse and saddle

Saudara
9th Level Neutral Magic-User

Strength	9	Dexterity	11
Intelligence	14	Constitution	14
Wisdom	10	Charisma	8
Hit Points	28	Armor Class	8

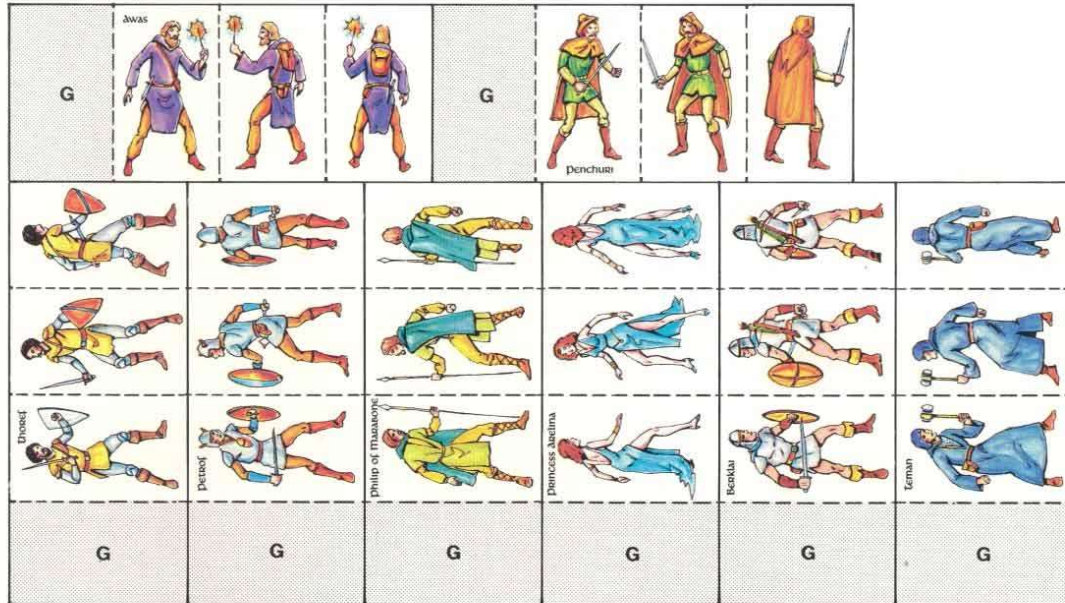
Equipment: ring of protection +1, displacer cloak, dagger +2, helm of reading, scroll of protection from lycanthropes, ring of animal control

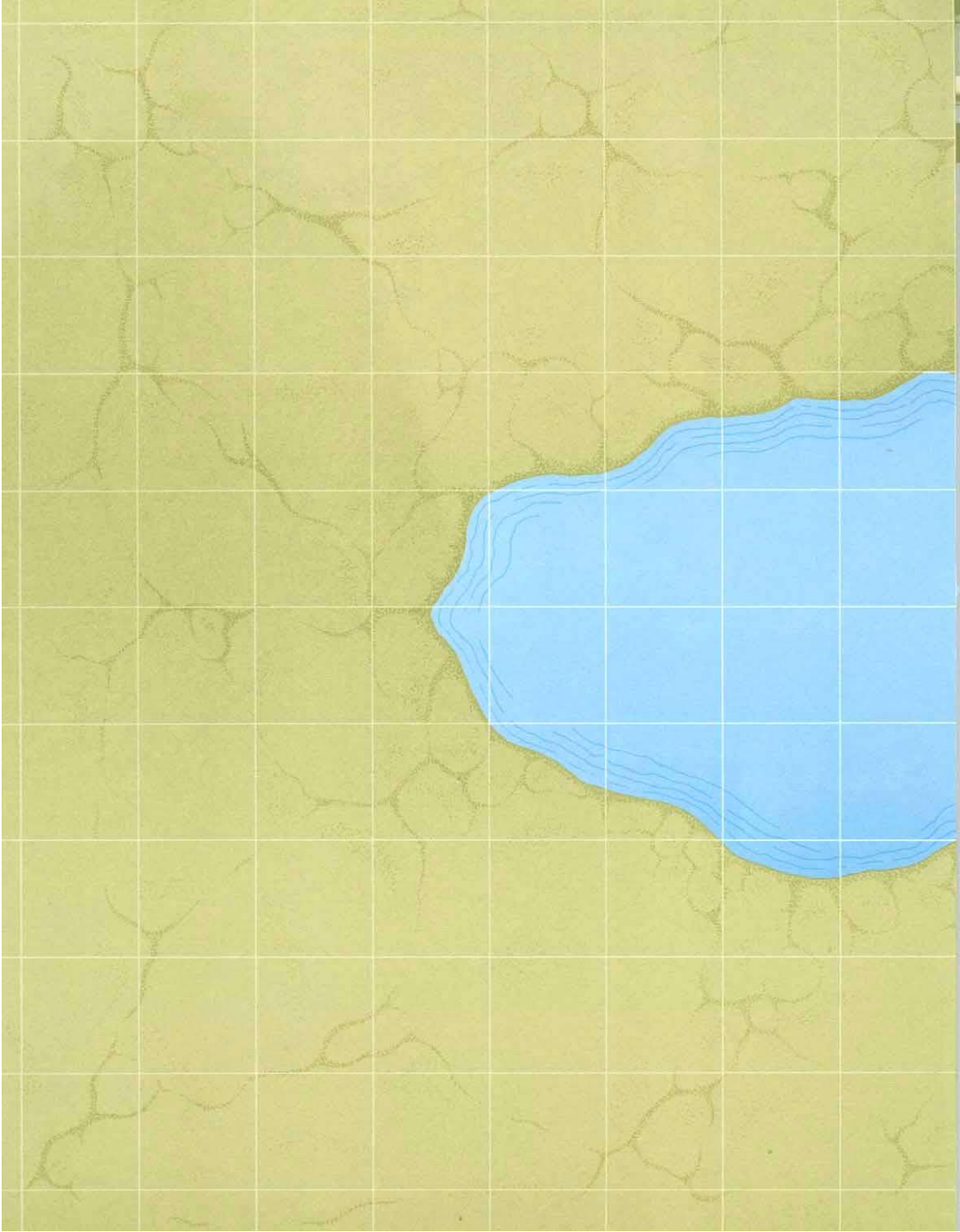
Penchuri
7th Level Neutral Thief

Strength	11	Dexterity	18
Intelligence	9	Constitution	15
Wisdom	12	Charisma	13
Hit Points	24	Armor Class	2


Equipment: elven boots, rope of climbing, sword +1 (detect gems, find secret doors), ring of protection +2, leather armor, mule and saddle

© 1985 TSR, Inc. All Rights Reserved.











9145XXX1404


© 1985 TSR, Inc. All Rights Reserved.


Character and Monster Assortment











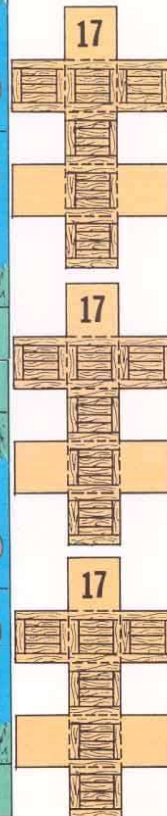
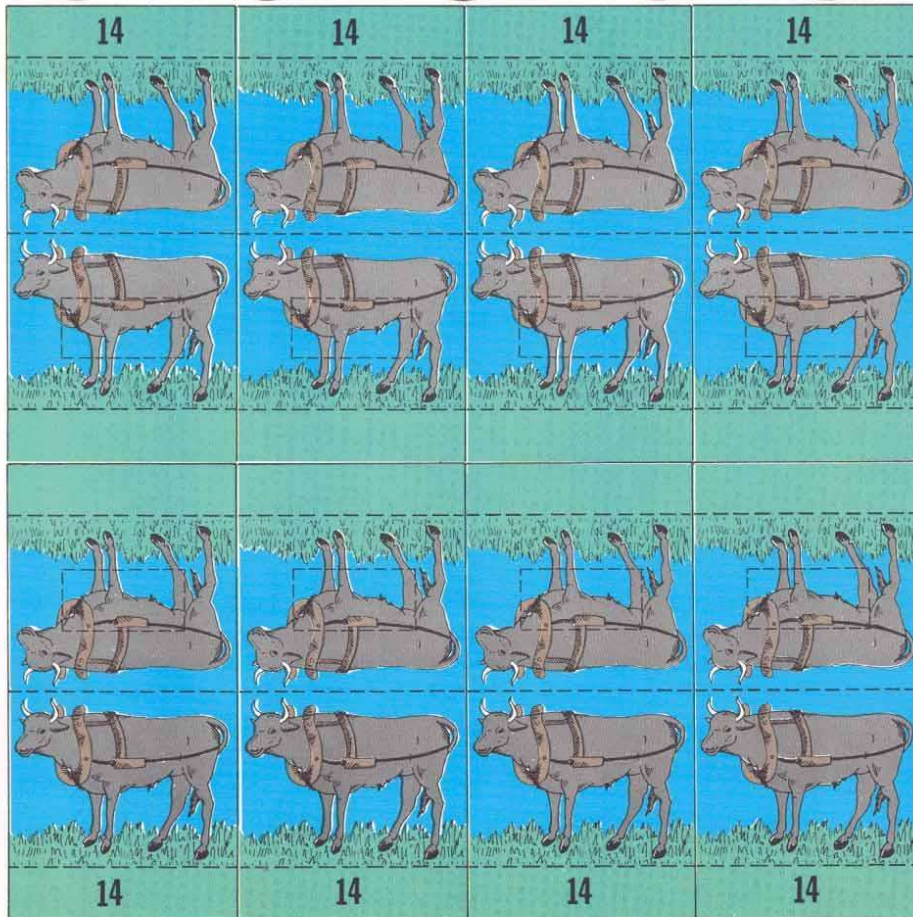
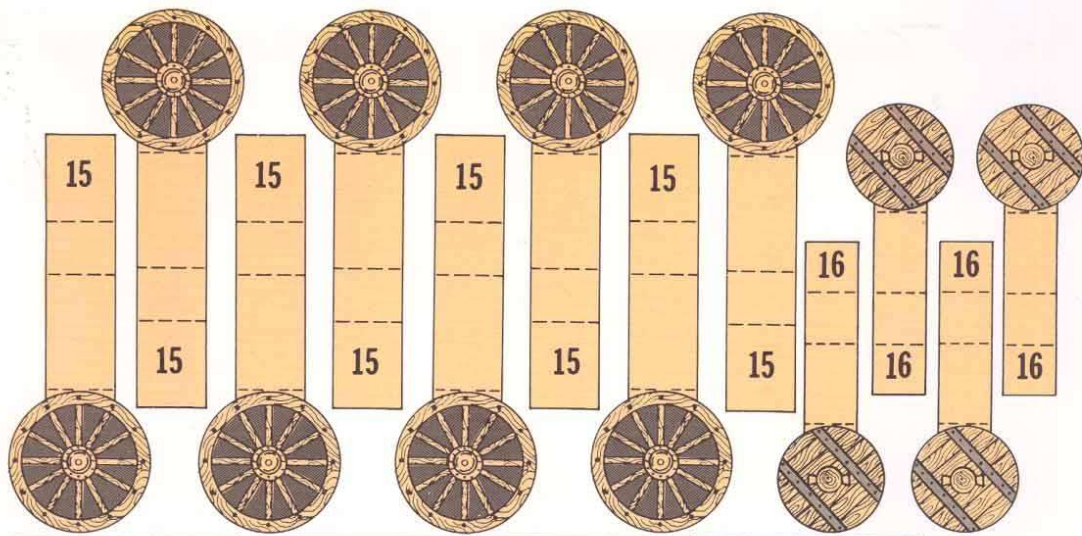


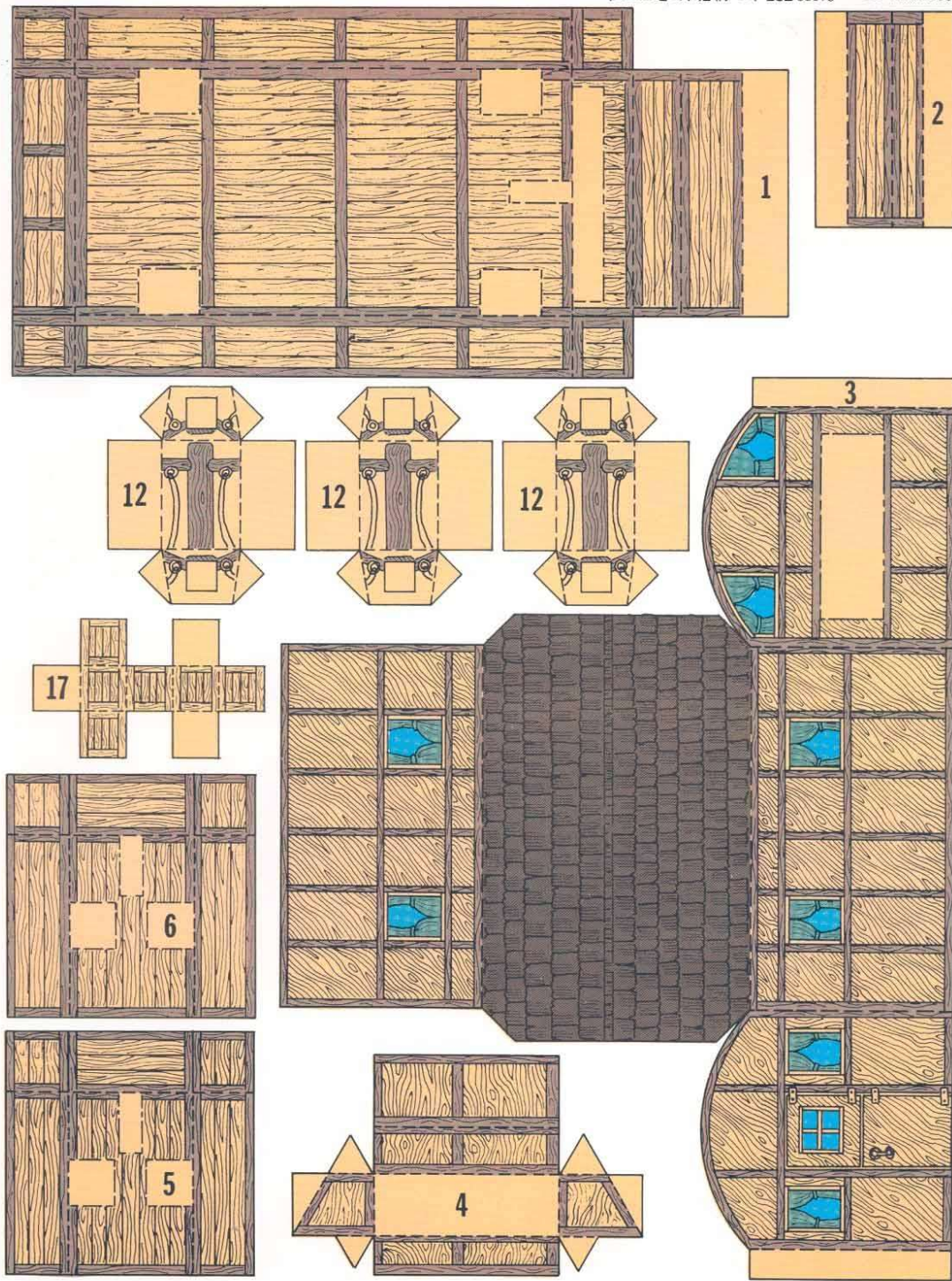


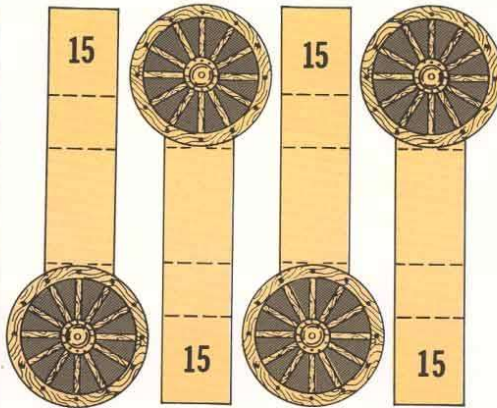
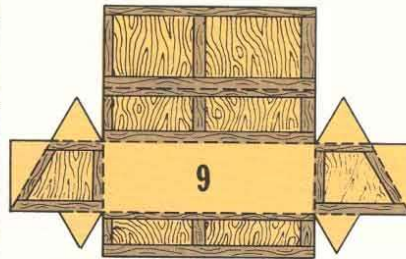

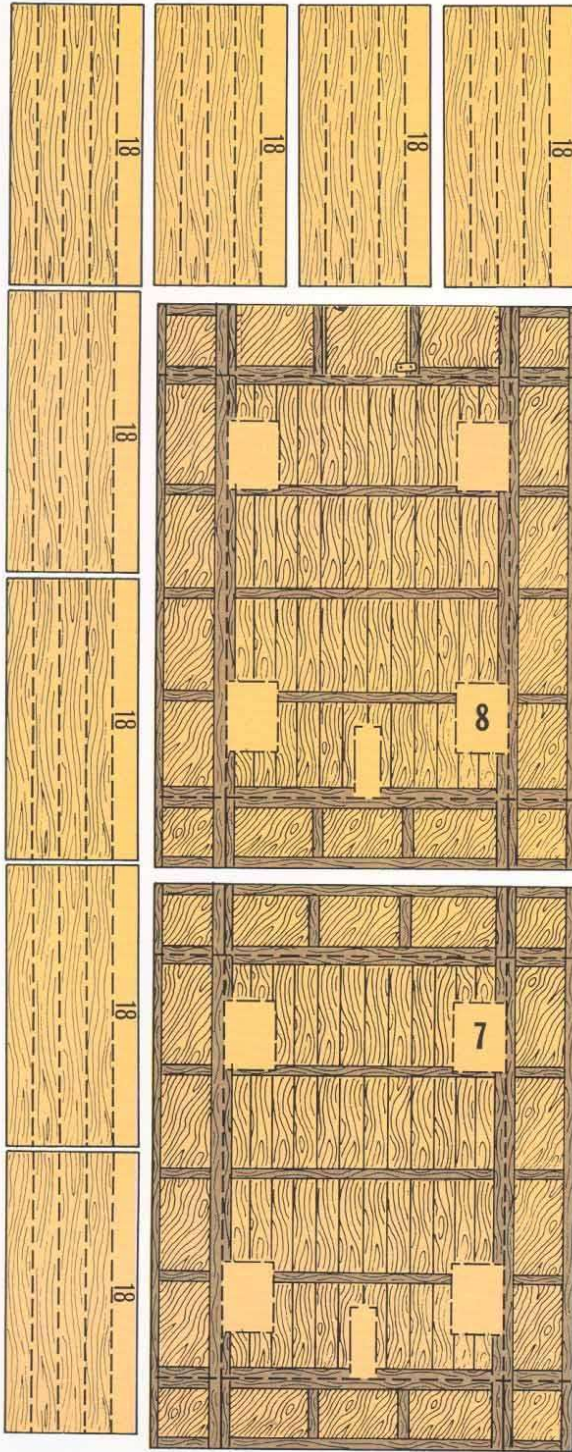
9363



Darokin

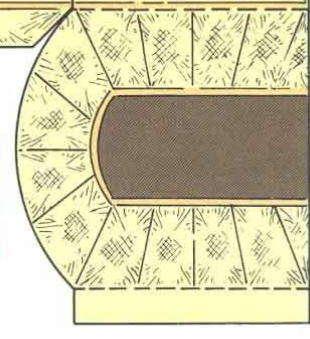
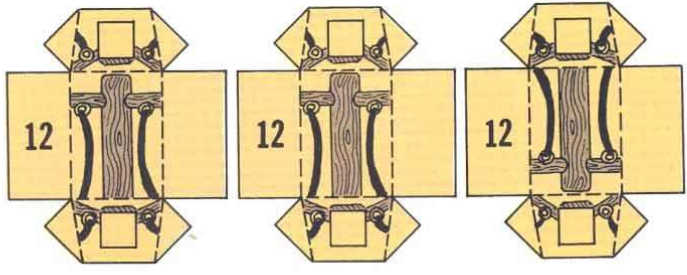
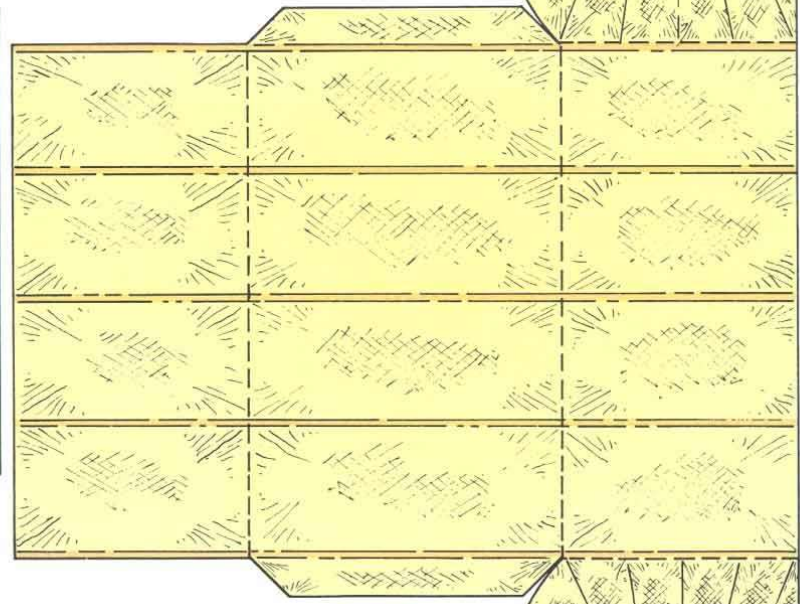

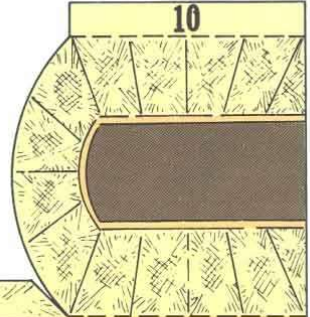
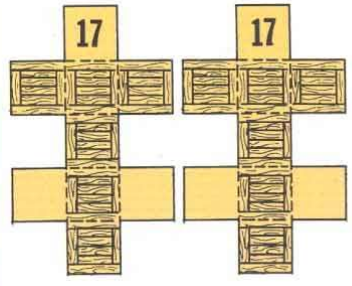
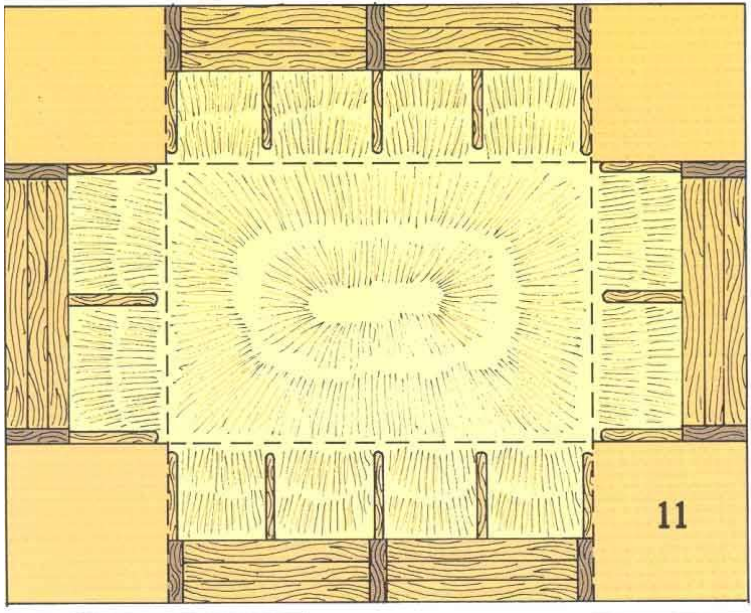





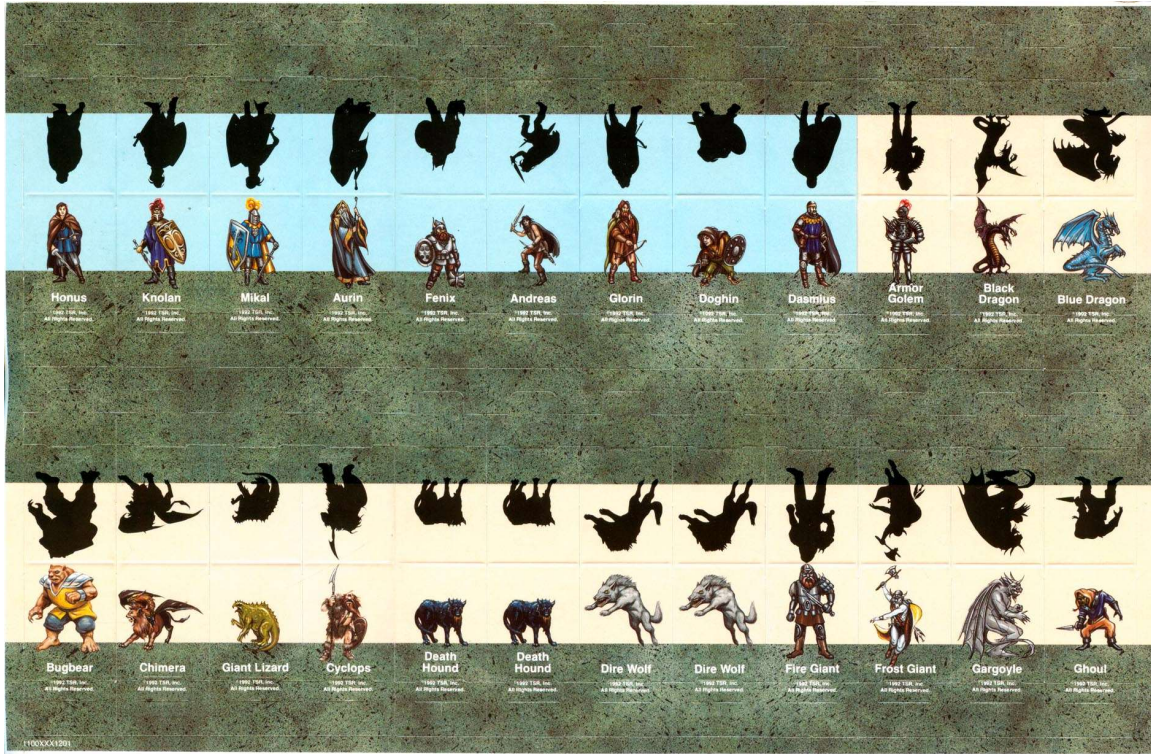




9250XXX1402

©1989 TSR, Inc. All Rights Reserved.



DragonQuest





The Dragons Den

Gutring



Baglips
© 1995 TSR, Inc.
All Rights Reserved.



Dregdak/Gorel
© 1995 TSR, Inc.
All Rights Reserved.



Orc
© 1982 TSR, Inc.
All Rights Reserved.



Orc
© 1982 TSR, Inc.
All Rights Reserved.



Orc
© 1982 TSR, Inc.
All Rights Reserved.



Orc Shaman
© 1995 TSR, Inc.
All Rights Reserved.



Troll
© 1984 TSR, Inc.
All Rights Reserved.



Giant Rats
© 1982 TSR, Inc.
All Rights Reserved.



Giant Rats
© 1982 TSR, Inc.
All Rights Reserved.



Giant Rats
© 1982 TSR, Inc.
All Rights Reserved.



Wererat
© 1985 TSR, Inc.
All Rights Reserved.



Wererat
© 1985 TSR, Inc.
All Rights Reserved.



Peatman
© 1985 TSR, Inc.
All Rights Reserved.



Mort
© 1985 TSR, Inc.
All Rights Reserved.



Luzgar
© 1982 TSR, Inc.
All Rights Reserved.



Haurra
© 1982 TSR, Inc.
All Rights Reserved.



Lord Gonzaga
© 1985 TSR, Inc.
All Rights Reserved.



Mort
© 1985 TSR, Inc.
All Rights Reserved.













Lord Gonzaga
© 1985 TSR, Inc.
All Rights Reserved.



Dragon Treasure 8	Dragon Treasure 7	Dragon Treasure 6	Dragon Treasure 5	Dragon Treasure 4	Dragon Treasure 3	Dragon Treasure 2	Dragon Treasure 1
Dragon #6	Dragon #5	Dragon #4	Dragon #3	Dragon #2	Dragon #1	Dragon Treasure 10	Dragon Treasure 9
Monster Treasure 2	Monster Treasure 1	Dragon #12	Dragon #11	Dragon #10	Dragon #9	Dragon #8	Dragon #7











Monster Treasure 10	Monster Treasure 9	Monster Treasure 8	Monster Treasure 7	Monster Treasure 6	Monster Treasure 5	Monster Treasure 4	Monster Treasure 3
Monster Treasure 18	Monster Treasure 17	Monster Treasure 16	Monster Treasure 15	Monster Treasure 14	Monster Treasure 13	Monster Treasure 12	Monster Treasure 11
Monster #6	Monster #5	Monster #4	Monster #3	Monster #2	Monster #1	Monster Treasure 20	Monster Treasure 19

Monster #14	Monster #13	Monster #12	Monster #11	Monster #10	Monster #9	Monster #8	Monster #7
		Monster #20	Monster #19	Monster #18	Monster #17	Monster #16	Monster #15
							



							
							
							



Dragon	Dragon	Dragon	Dragon	Dragon	Dragon	Dragon	Dragon
Dragon	Dragon	Dragon	Dragon	Dragon	Dragon	Dragon	Dragon
Dragon	Dragon	Dragon	Dragon	Dragon	Dragon	Room	Room



Room	Room	Room	Room	Room	Room	Room	Room
Room	Room	Room	Room	Room	Room	Room	Room
Room	Room	Room	Room	Room	Room	Room	Room

Room	Room	Room	Room	Room	Room	Room	Room
Room	Room	Room	Room	Room	Room		
							


							
							
							







Escape from Zanzer Tems Dungeon (1070 & 1106)



Dwarf

Dwarf

Dwarf

Goblin

Slave

Slave

Slave

Slave

Slave

Slave

Hobgoblin

Hobgoblin

Goblin

Kobold

Guard

Guard

Hobgoblin

Hobgoblin

Hobgoblin

Hobgoblin

Gnoll

Gnoll

Gnoll

Orc

Dwarf

Dwarf

Dwarf

Goblin

Slave

Slave

Slave

Slave

Slave

Slave

Hobgoblin

Hobgoblin

Goblin

Kobold

Guard

Guard

Hobgoblin

Hobgoblin

Hobgoblin

Hobgoblin

Gnoll

Gnoll

Gnoll

Orc

Dwarf

Dwarf

Dwarf

Goblin

Slave

Slave

Slave

Slave

Slave

Slave

Hobgoblin

Hobgoblin

© 1997 TSR, Inc. All Rights Reserved



Green Slime



Ogre



Ogre



Prisoner



Gnomes



Sprites



Rock Python




Kamro



Zombie



Zombie



Zombie



Zombie



Minotaur



Blind Man



Wolf



Adelle



Zanzer Tem



Bugbear



Bugbear



Bugbear



Bugbear



Orc



Orc



Orc




1106XXXX1201

- Axel**
© 1984 TSB, Inc.
All Rights Reserved
- Jeri**
© 1984 TSB, Inc.
All Rights Reserved
- Zarzer Tom**
© 1984 TSB, Inc.
All Rights Reserved
- Wolf**
© 1984 TSB, Inc.
All Rights Reserved
- Guard**
© 1984 TSB, Inc.
All Rights Reserved
- Guard**
© 1984 TSB, Inc.
All Rights Reserved
- Kamiro**
© 1984 TSB, Inc.
All Rights Reserved
- Rock python**
© 1984 TSB, Inc.
All Rights Reserved
- Minotaur**
© 1984 TSB, Inc.
All Rights Reserved
- Blind man**
© 1984 TSB, Inc.
All Rights Reserved
- Hobgoblin**
© 1984 TSB, Inc.
All Rights Reserved
- Goblin**
© 1984 TSB, Inc.
All Rights Reserved

- Kobold**
© 1984 TSB, Inc.
All Rights Reserved
- Orc**
© 1984 TSB, Inc.
All Rights Reserved
- Gnoll**
© 1984 TSB, Inc.
All Rights Reserved
- Dwarf**
© 1984 TSB, Inc.
All Rights Reserved
- Ogre**
© 1984 TSB, Inc.
All Rights Reserved
- Bugbear**
© 1984 TSB, Inc.
All Rights Reserved
- Zombie**
© 1984 TSB, Inc.
All Rights Reserved
- Sprites**
© 1984 TSB, Inc.
All Rights Reserved
- Gnomes**
© 1984 TSB, Inc.
All Rights Reserved
- Green slime**
© 1984 TSB, Inc.
All Rights Reserved
- Slave**
© 1984 TSB, Inc.
All Rights Reserved
- Slave**
© 1984 TSB, Inc.
All Rights Reserved

The Goblins Lair



Air Elemental
© 2003 TSI, Inc.
All Rights Reserved.



Carrion Crawler
© 1999 TSI, Inc.
All Rights Reserved.



Gargoyle
© 1998 TSI, Inc.
All Rights Reserved.



Gargoyle
© 1998 TSI, Inc.
All Rights Reserved.



Grizzly Bear
© 1992 TSI, Inc.
All Rights Reserved.



Shrieker
© 1992 TSI, Inc.
All Rights Reserved.



Shrieker
© 1992 TSI, Inc.
All Rights Reserved.



Skeleton
© 1992 TSI, Inc.
All Rights Reserved.



Skeleton
© 1992 TSI, Inc.
All Rights Reserved.



Ghoul
© 1992 TSI, Inc.
All Rights Reserved.



Wight
© 1992 TSI, Inc.
All Rights Reserved.




Wrath
© 1992 TSI, Inc.
All Rights Reserved.



Hobgoblin
© 1997 TSI, Inc.
All Rights Reserved.




Hobgoblin
© 1997 TSI, Inc.
All Rights Reserved.



Hobgoblin
© 1997 TSI, Inc.
All Rights Reserved.



Hobgoblin
© 1997 TSI, Inc.
All Rights Reserved.



Hobgoblin
© 1997 TSI, Inc.
All Rights Reserved.



Haggrim Flintfist
© 1998 TSI, Inc.
All Rights Reserved.



Hikaru the Quick
© 1998 TSI, Inc.
All Rights Reserved.



Hugo Brandywine
© 1998 TSI, Inc.
All Rights Reserved.



Rissiel Stillglade
© 1998 TSI, Inc.
All Rights Reserved.



Bryn the Pious
© 1998 TSI, Inc.
All Rights Reserved.



Arfel Dreamweave
© 1998 TSI, Inc.
All Rights Reserved.



Cormna Ravensshield
© 1998 TSI, Inc.
All Rights Reserved.



Giant Snake
1000 1000 lbs.
All Rights Reserved

Giant Rat
1000 100 lbs.
All Rights Reserved

Giant Rat
1000 100 lbs.
All Rights Reserved

Wood Golem
1000 100 lbs.
All Rights Reserved

Wood Golem
1000 100 lbs.
All Rights Reserved

Dwarf Lord
1000 100 lbs.
All Rights Reserved

Dwarf
1000 100 lbs.
All Rights Reserved

Dwarf
1000 100 lbs.
All Rights Reserved

Dwarf
1000 100 lbs.
All Rights Reserved

Dwarf
1000 100 lbs.
All Rights Reserved

Dwarf
1000 100 lbs.
All Rights Reserved

Dwarf
1000 100 lbs.
All Rights Reserved



Gray Ooze
1000 100 lbs.
All Rights Reserved

Giant Centipede
1000 100 lbs.
All Rights Reserved

Giant Centipede
1000 100 lbs.
All Rights Reserved

Giant Centipede
1000 100 lbs.
All Rights Reserved

Giant Centipede
1000 100 lbs.
All Rights Reserved

Giant Centipede
1000 100 lbs.
All Rights Reserved

Fire Beetle
1000 100 lbs.
All Rights Reserved

Fire Beetle
1000 100 lbs.
All Rights Reserved

Fire Beetle
1000 100 lbs.
All Rights Reserved

Fire Beetle
1000 100 lbs.
All Rights Reserved

Fire Beetle
1000 100 lbs.
All Rights Reserved

Fire Beetle
1000 100 lbs.
All Rights Reserved



Goblin
All Rights Reserved



Goblin
All Rights Reserved



Goblin
All Rights Reserved



Goblin
All Rights Reserved



Goblin
All Rights Reserved



Goblin
All Rights Reserved



Goblin
All Rights Reserved



Goblin
All Rights Reserved



Goblin
All Rights Reserved



Owlbear
All Rights Reserved



Goblin Chief
All Rights Reserved



Goblin Chief
All Rights Reserved



Bugbear
All Rights Reserved



Bugbear
All Rights Reserved



Bugbear
All Rights Reserved



Bugbear
All Rights Reserved



Bugbear
All Rights Reserved



Bugbear
All Rights Reserved



Dire Wolf
All Rights Reserved



Dire Wolf
All Rights Reserved



Dire Wolf
All Rights Reserved




Dire Wolf
All Rights Reserved






Goblin Shaman
All Rights Reserved









Goblin King
All Rights Reserved












The Haunted Tower



Bone Golem
© 1997 TSR, Inc.
All Rights Reserved

Werewolf
© 1982 TSR, Inc.
All Rights Reserved

Werewolf
© 1982 TSR, Inc.
All Rights Reserved

Gnomes
© 1983 TSR, Inc.
All Rights Reserved

Gnoll Shaman
© 1983 TSR, Inc.
All Rights Reserved

Gnoll Chieftain
© 1983 TSR, Inc.
All Rights Reserved

Gargoyle
© 1983 TSR, Inc.
All Rights Reserved

Gargoyle
© 1983 TSR, Inc.
All Rights Reserved

Black Widow Spider
© 1983 TSR, Inc.
All Rights Reserved

Black Widow Spider
© 1983 TSR, Inc.
All Rights Reserved

Tarantella Spider
© 1983 TSR, Inc.
All Rights Reserved

Carrion Crawler
© 1983 TSR, Inc.
All Rights Reserved

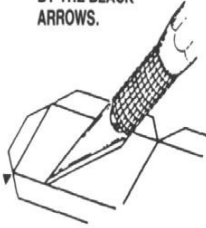
Tiger Beetle
© 1983 TSR, Inc.
All Rights Reserved

Tiger Beetle
© 1983 TSR, Inc.
All Rights Reserved

Robber Fly
© 1983 TSR, Inc.
All Rights Reserved

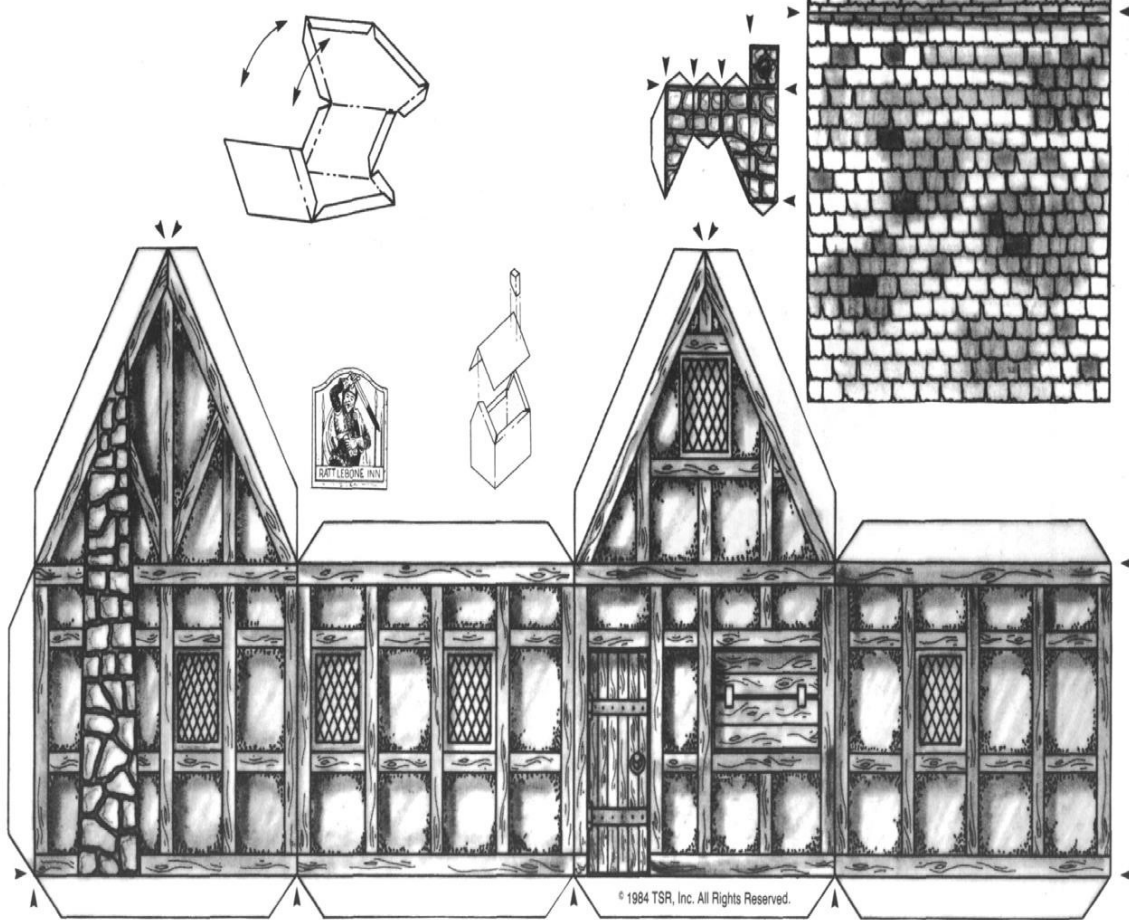
The Veiled Society


1 SCORE ALONG THE INNER TAB LINES INDICATED BY THE BLACK ARROWS.




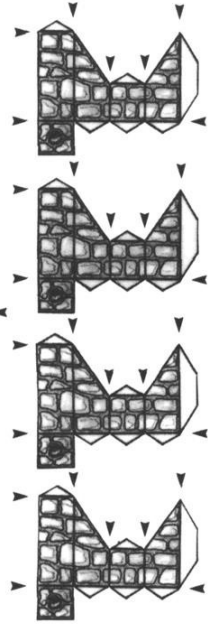


2 CUT OUT PARTS, ONE AT A TIME. BEND AND FIT THEM TOGETHER, TRIMMING WHERE NECESSARY.
NOTE: TOUCH UP ALL SCORED EDGES AT THIS TIME WITH A FELT TIP PEN OR PAINT BRUSH BEFORE GLUING


3 GLUE THE PARTS TOGETHER, APPLYING GLUE TO TAB AND JOINING RAW EDGE TO SAME. FOR ASSEMBLY ANY BRAND OF GLUE CAN BE USED.
NOTE: PAY STRICT ATTENTION TO WARNINGS AND DIRECTIONS ON THE BOTTLE




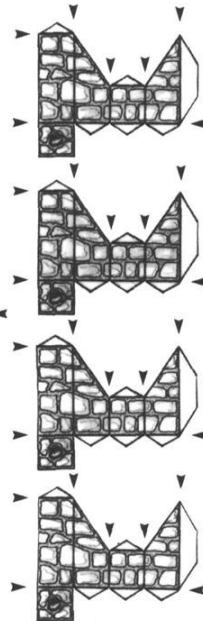




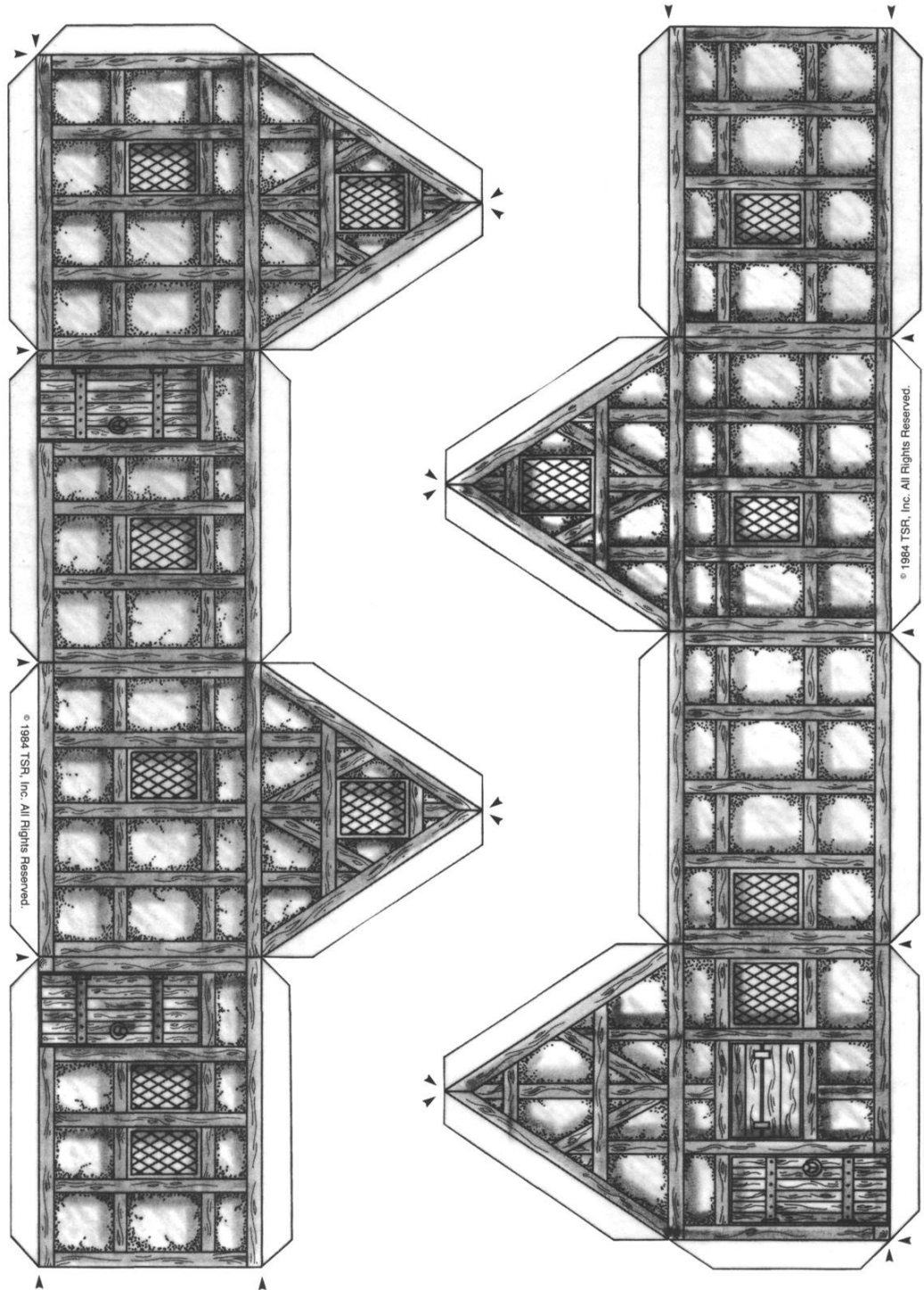
© 1994 TSR, Inc. All Rights Reserved.

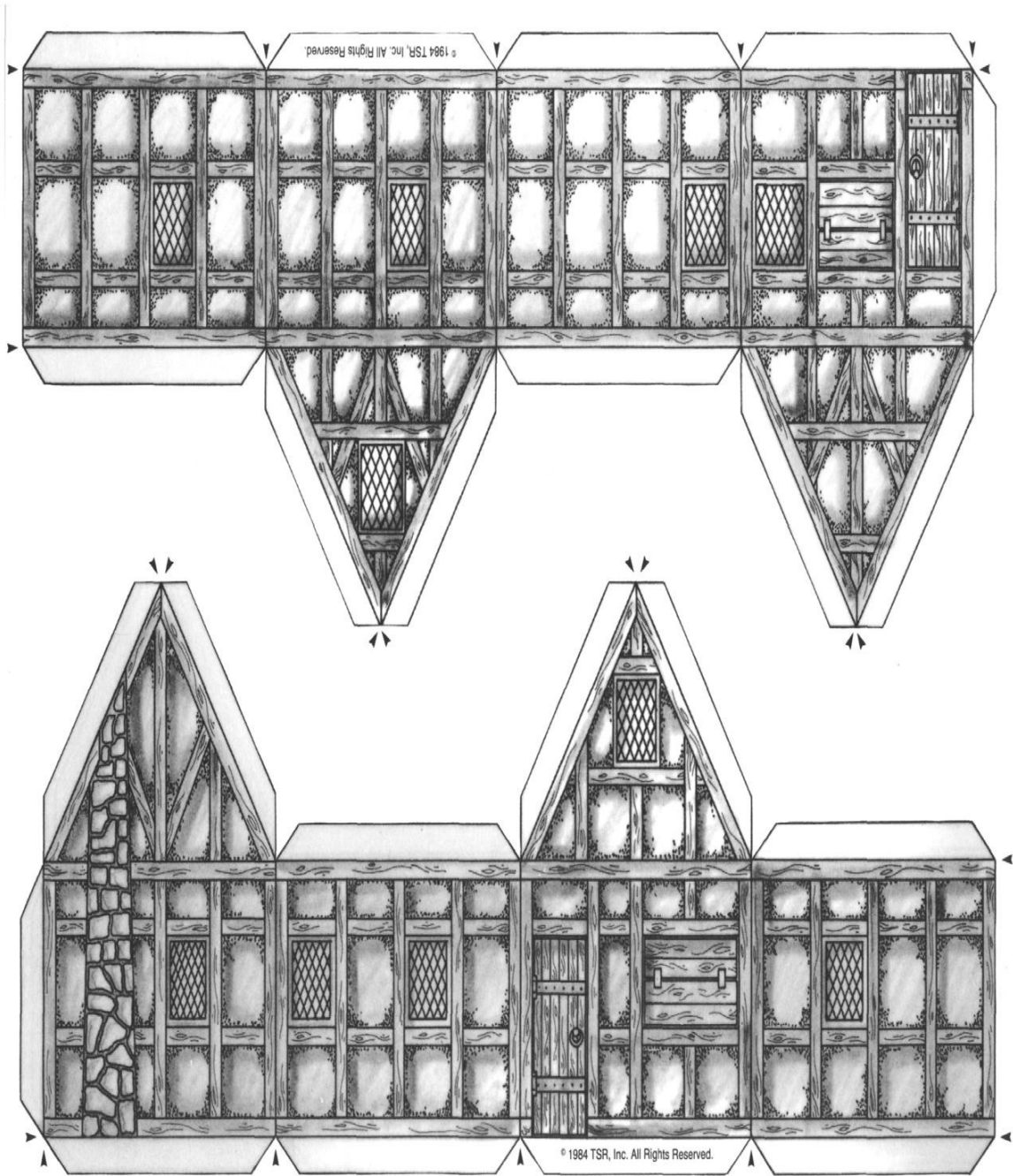


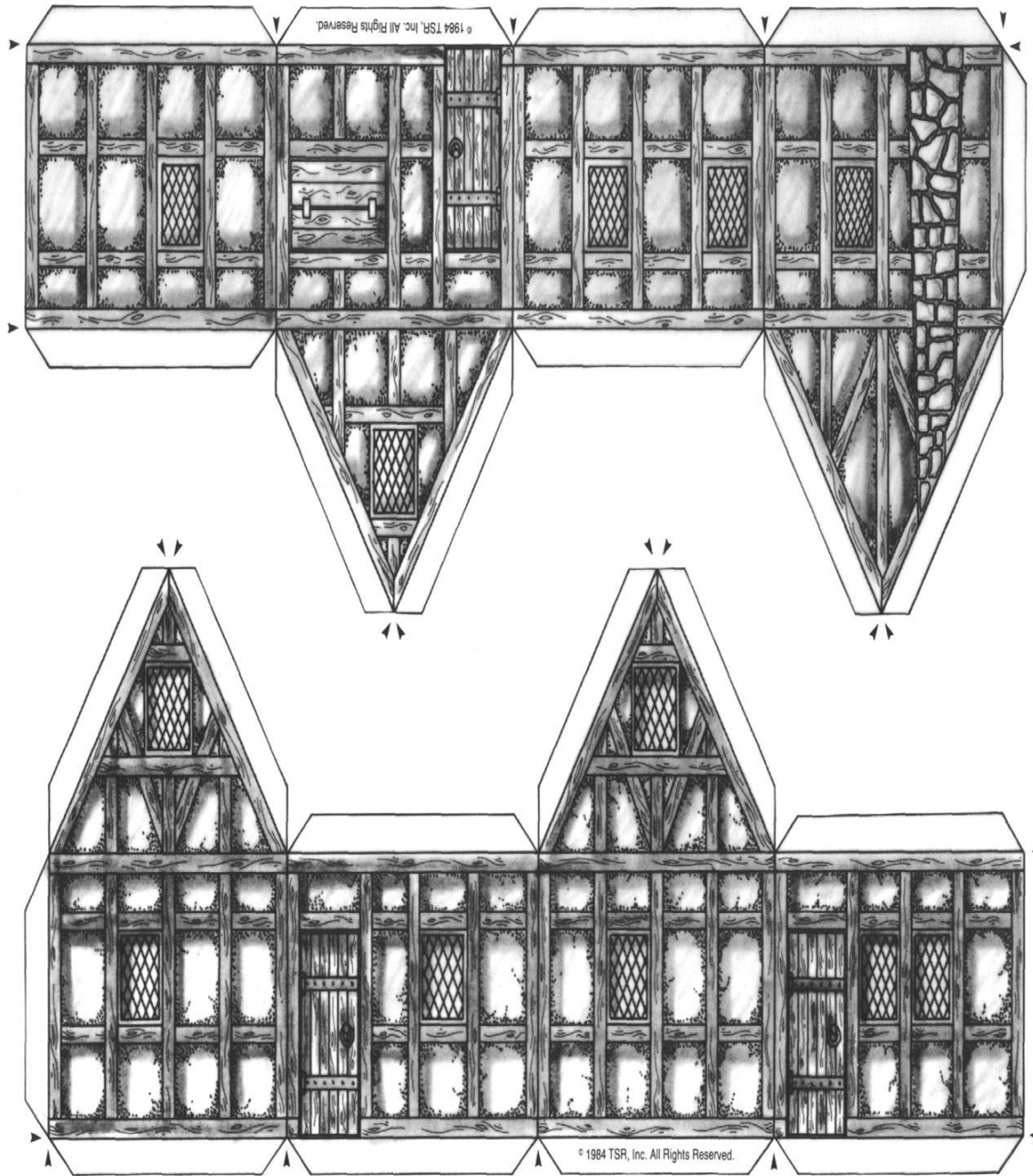


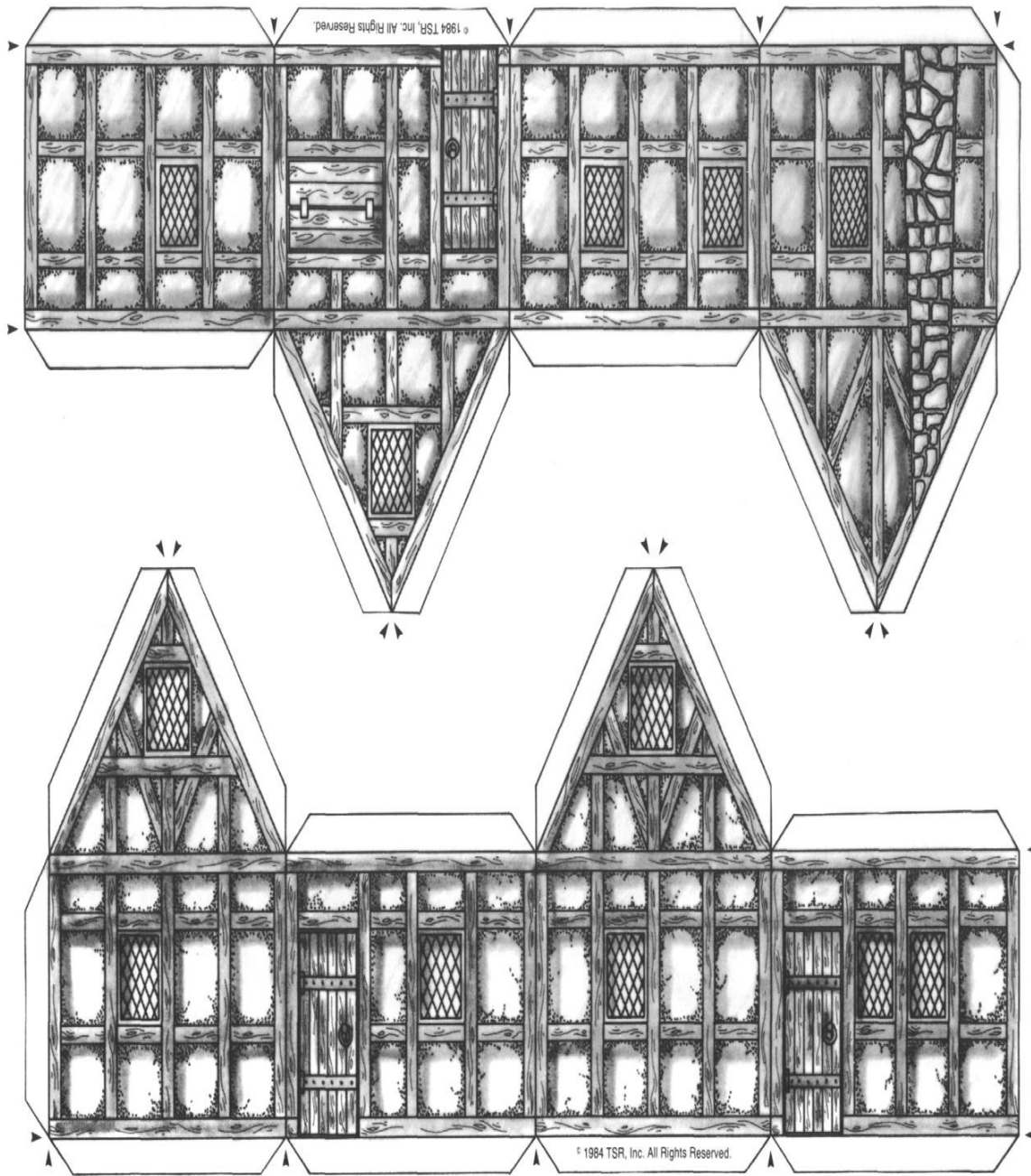
© 1984 TSR, Inc. All Rights Reserved.




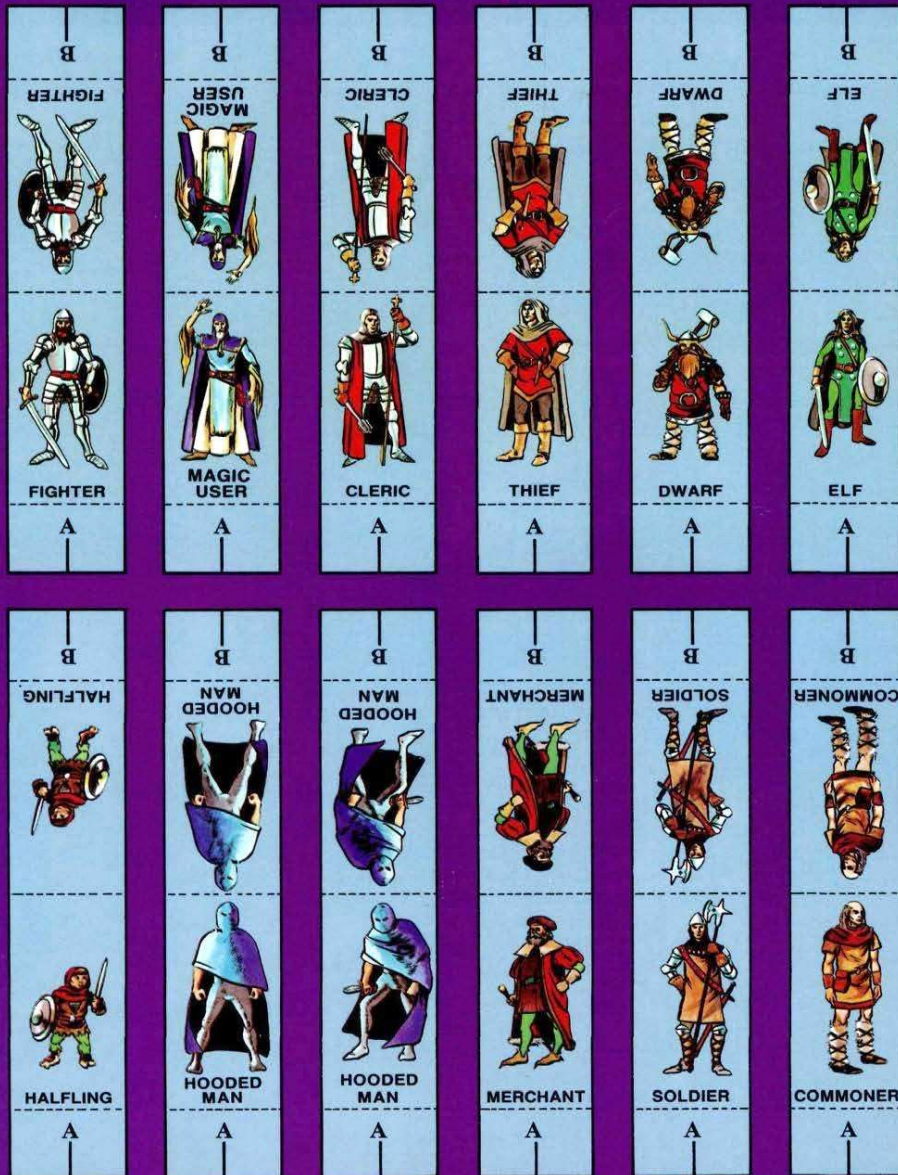













CHARACTER FIGURES

How to Set Up Your Character Figures


1. Cut out the 12 character figures shown here.
2. Bend the figures at the dotted line.
3. Cut along the small slits in tabs A and B. Don't cut any further than the black line on the tab.
4. Fold along the tabs under the figure and push together tabs A & B at the slits.
5. If your figures don't stay standing, put a small piece of tape at the bottom of each figure where the tabs come together.

© 1984 TSR, Inc. All Rights Reserved.

Assault on Ravens Ruin



In the Phantoms Wake




9436XXX1201


Quest for the Silver Sword



Rage of the Rakasta



Sword and Shield



The Knight of Newts

